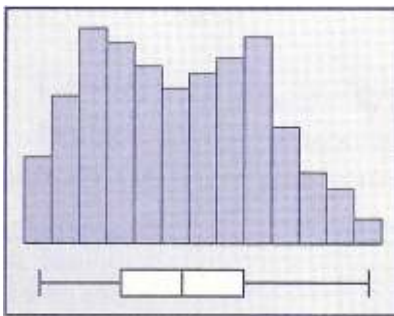


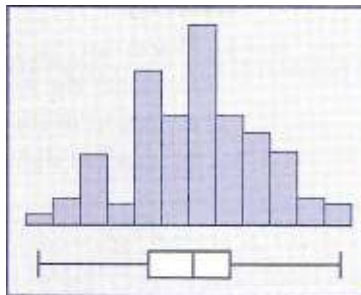
Matching Displays to Variables

Consider the following list of variables and data displays:

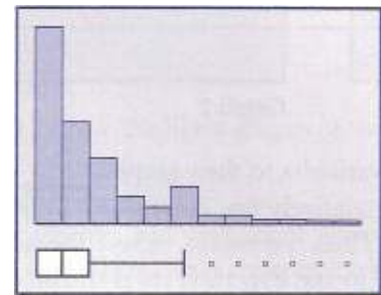
- A. Scores on a fairly easy examination in statistics
- B. Number of months required to achieve pregnancy for a sample of women who attempted to get pregnant
- C. Age at death of a sample of 34 persons
- D. Heights of a group of college students
- E. The last digit in the social security number of each of 40 students
- F. Number of medals won by medal-winning countries in the 2000 Sydney Olympics
- G. SAT scores for a group of college students



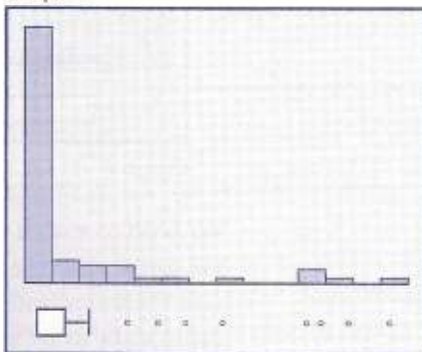
Graph 1



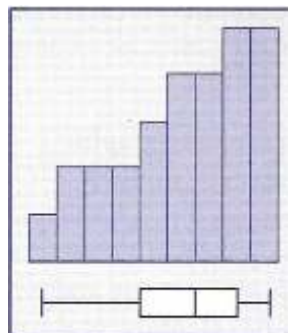
Graph 2




Graph 3



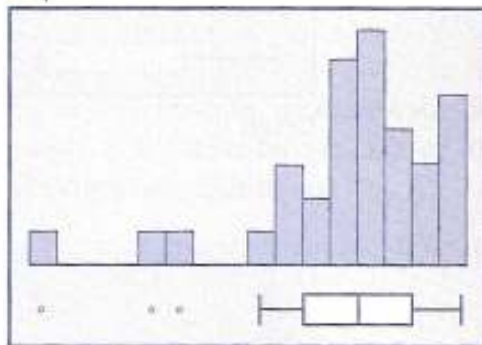
Graph 4



Graph 5



Graph 6



Graph 7